

The logo consists of the word "GLORY" in white, uppercase, sans-serif font, centered within a solid blue square.

## UBIQULAR™ Inform

An automated business information gathering and reporting solution

UBIQULAR Inform addresses the challenges of how to access and analyse data to drive informed decision making to improve your cash handling operations. It is a user-driven software application that provides data and statistical analysis of the cash that is processed through your Glory devices.



**UBIQULAR™**  
**Inform**

## Realise the value of data

**"Big Data" is now a driver of revenues in its own right and is becoming as valuable to businesses as their existing products and services. Data is becoming more valuable to organisations, but is combined with the challenge of how to access it and analyse the most relevant data to drive informed decision making.**

### Data is everywhere

Data is everywhere; transactional data, big data, cloud data, decentralised data, governed data. With the ever-growing demand to analyse data, the need for an automated software solution to present this data for interactivity and decision-making is in ever-increasing demand.

Data does not provide insight; that requires information and data only becomes information when it is processed into a usable form. Information is an historic view of what happened; it becomes "Intelligence" when it is coupled with business knowledge. Intelligence is the basis of decisions about what to do in the future and leverages what can be learned from the information in the (recent) past.

### The right data, at the right time

Does your enterprise have the right information, at the right time, to make the right business decisions? A new generation of Business Intelligence tools is emerging and UBIQULAR Inform represents just one of these tools available from Glory. UBIQULAR Inform is a user-driven software solution which provides data regarding cash that is processed through teller and back office cash handling devices.

UBIQULAR Inform provides organisations the ability to view, compare and analyse cash processing data from different connected devices and locations within its infrastructure.

### UBIQULAR Inform

The data provided via UBIQULAR Inform allows an organisation to:

- **Attract new customers**
- **Monitor the use of devices**
- **Monitor the efficiency of the devices**
- **Monitor fitness yields being achieved through devices / sites**
- **Achieve compliance in statistical reporting in an automated way (e.g. reporting of monthly fit/unfit data to the Central Bank)**
- **Streamline business processes to realise cost savings**
- **It leverages key data sources from CashInsight™ Assure**
- **Extensive Dashboards, Reports and Analytics help improve overall business performance**



## UBIQULAR Inform makes *hard to see* business insights visible

Consolidating a range of key data sources from our devices, UBIQULAR Inform provides a clear view of cash activity, inventory, device usage, operational and technical issues that together deliver optimised operations and a faster return on investment. Glory has applied its extensive industry experience to create a set of analysis tools to mine these valuable data sources to make effective management decisions.

### **Magnified ROI**

With transactional data and special reports provided by UBIQULAR Inform you get a clear perspective of how well your device and staff are performing and which adjustments could be made to maximise your return on investment.

### **Advanced efficiency**

UBIQULAR Inform focuses on transactions, to analyse where higher efficiency can be gained to optimise your TCR usage or teller efficiency. The resulting increases in productivity allow vast monetary savings.

### **Improved cash flow management**

Non-moving cash is expensive. UBIQULAR Inform analyses excess cash holdings and usage patterns to help reduce cash induced expenses. This analysis is delivered to you by individual denominations and can be viewed on a branch, region or enterprise level.

### **Overall improved performance**

UBIQULAR Inform provides key information to analyse changes in trends. It also shows per branch information to identify special branch or staff needs. The generated reports and analytics enable improvements in staff performance and usage of teller cash recyclers.

## **OPTIONS TO LEVERAGE THE POWER OF INFORMATION**

### **Self Discovery**


Gain access to our reporting solution by purchasing appropriate user licenses and embark on the journey of exploring information retrieved from connected Glory devices.

### **Professional Services**

Engage our Professional Services team to investigate, analyze and recommend effective actionable insights on a project basis.







### **Managed Services**

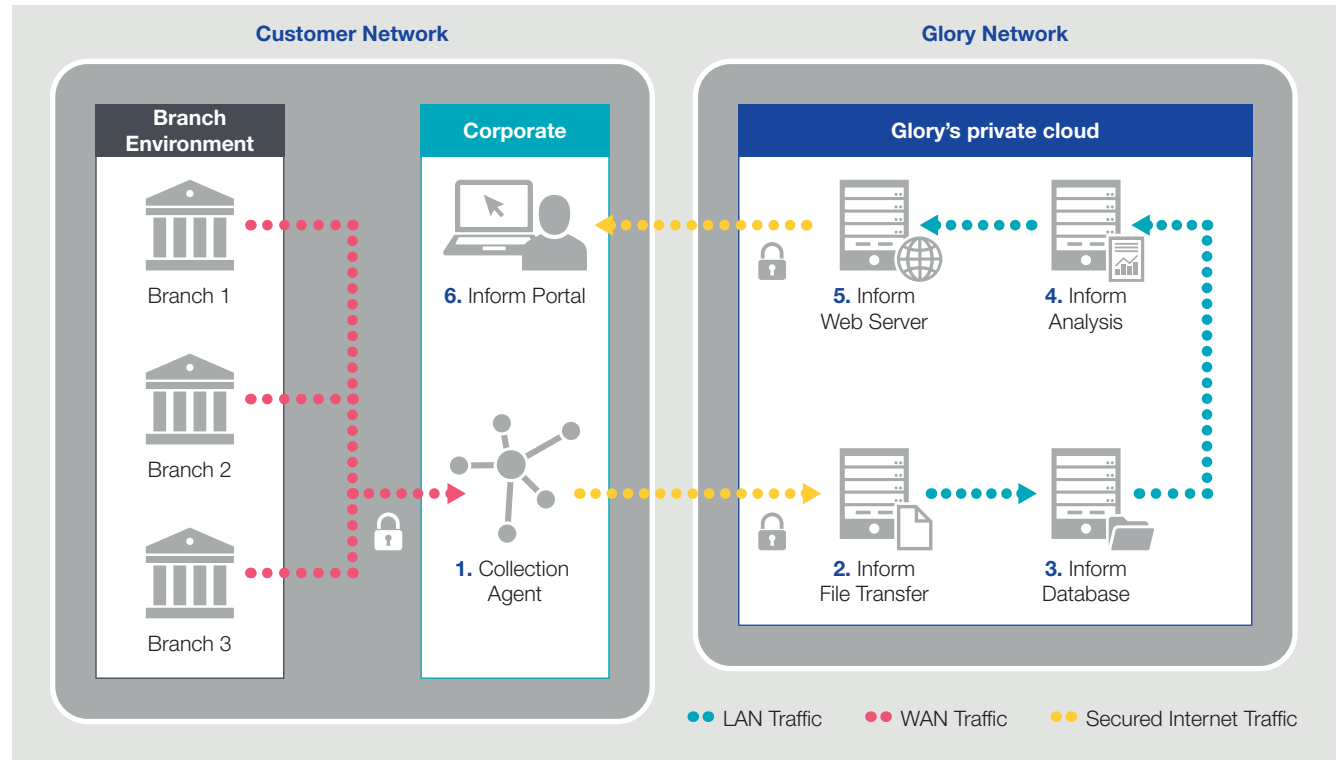
Glory can provide you with continued expert guidance to help you gain process efficiencies through process standardization, increased adoption and operational improvements. Please talk to your account executive about Managed Services.



# Cloud Deployment Model

**UBIQULAR INFORM COMPONENTS**

- 
**Collection Agent**  
 Collect data from devices and upload
- 
**Inform Portal**  
 Provides user interface to access Analyst Dashboard and Reports
- 
**Inform File Transfer Server**  
 SFTP/ Secured Web Services to transfer files from customer
- 
**Inform Database**  
 Inform database server processes and stores data
- 
**Inform Analysis**  
 Inform Analysis server generates intelligent insights
- 
**Inform Web Server**  
 Web Server that delivers the Analyst dashboard and reports to users



1. Collect data centrally within customer network
2. Receive data from customers using FTPS/HTTPS
3. Process and store data

4. Analyse data and generate business insights
5. Portal server to share those insights with customers
6. Customer accesses UBIQULAR Inform portal

Glory specialists can advise on specific deployment models tailored to your network and security requirements.

**UBIQLAR Inform provides the ability to view, compare and analyse cash processing data from your connected devices. It stores information and analyses it through a comprehensive and flexible reporting tool. It reveals potential drivers to help optimise resources utilisation and deliver higher performance.**

**UBIQLAR Inform; informing cash management decisions**

- Delivers an automated approach to data collection and analysis – saves staff time collecting and manually producing reports
- Provides historical visibility of denominational breakdowns that can aid with future predictions of cash usage at a device, location or enterprise-wide level
- Central Bank reporting requirements on banknotes fitness yields is readily available
- Data can be interrogated over short, medium or long-term date ranges to provide customised trend data
- Operator and device performance can be monitored and helps identify areas where throughput can be improved
- Information is presented in a consistent manner, across devices and locations, meaning no further manipulation or operator involvement is required
- Information is readily available and usable to make decisions when and wherever needed
- Can be used to manage thresholds and monitor performance to help identify areas for business process improvement

**UBIQLAR Inform supports Teller Cash Recyclers\*, Note counters and sorters\*\* and Retail Devices\*\*\***

\* Teller Cash Recyclers connected with CashInsight Assure.

\*\* Devices connected with DTP Device Agent

\*\*\* Devices connected with UBIQLAR Bridge



## Related solutions...

### GFS-220 with optional shutter

A shutter over the main stacker pocket protects operators from emitted dust when poor condition notes are being processed.



### GLR-200

GLR-200 supports customer dispense and deposit transactions of any value or denomination, as well as foreign exchange.



### UW-F Series

High-performance banknote sorters for more efficient cash processing.



**Innovative Banking Systems LLC**

+38 (044) 495 00 76 info@ibs.kiev.ua

 [www.ibs.kiev.ua](http://www.ibs.kiev.ua)

2, Sadovo-Botanichna St., Kiev, Ukraine, 01014.